

Valiant (1BCAL)

Features

- Third party certification to IEC 61914:2009
- High pressure die cast aluminium
- Sunlight (UV) resistant
- Operating temperature -60°C to +150°C
- Can be double stacked
- 10 - 71mm in 12 sizes
- Excellent axial & lateral load retention
- Single bolt fixing design



www.cmp-products.com


FI508 REV 0 06/16

Valiant (1BCAL)



**Cleat Installation
Instructions**


CMP Cleat Installation Instructions




1 Separate cleat halves



2 Place cable into the cleat



3 Place second half of cleat over cable locating in to bottom half of the cleat



4 Place fittings through the cleat (not supplied as standard)



5 Tighten top half of cleat using washer and nut to specified torque rating 8N/m